







RUSSELL DAVIDSON
ARCHITECTURE + DESIGN

FIRE STATION 86
12337 BANNER LAVA CAP ROAD
NEVADA CITY, CA 95959

PLUMBING SCHEDULE
11/29/23




ROOM(S)	NO.	TYPE	MANUF.	MODEL NUMBER	FINISH/COLOR	REMARKS	
Bath 1 & 2	P1	Lavatory	 Kohler	Kohler Kohler	Faucet: K-77958-4A-CP Lavatory: LT587	Faucet: Polished Chrome Lavatory:	Provide chrome plated angle stop with braided stainless steel hose water supply. Provide all clips and mounting hardware necessary for fully functioning installation.
							
Bath 1	P2	Shower		Hansgrohe	04909000	Chrome	(Rough-in notes here)
Bath 2	P3	Shower		Hansgrohe	27185001	Chrome	ADA height



RUSSELL DAVIDSON
ARCHITECTURE + DESIGN

FIRE STATION 86
12337 BANNER LAVA CAP ROAD
NEVADA CITY, CA 95959

PLUMBING SCHEDULE
11/29/23

ROOM(S)	NO.	TYPE	MANUF.	MODEL NUMBER	FINISH/COLOR	REMARKS
Bath 1 & 2	P4	Toilet		Kohler K-25077-SS-0	Toilet/Seat:	Provide chrome plated angle stop with braided stainless steel hose water supply.
Kitchen	P5	Kitchen Sink		Franke CUX11030-WKC	SS	
Kitchen	P6	Kitchen Faucet		Hansgrohe 4920800		
EXT. HOSE BIB	P10	Hose Bib/Wall hydrant		Aquor Water Systems House Hydrant V2+ VBG006	Chrome + Gray Cover	*Install an extra loop of waterline in-wall or space adjacent to hydrant for future serviceability.

Notes:

1. General Contractor shall verify with Owner all fixture selections prior to ordering.



RUSSELL DAVIDSON
ARCHITECTURE + DESIGN

FIRE STATION 86
12337 BANNER LAVA CAP ROAD
NEVADA CITY, CA 95959

PLUMBING SCHEDULE
11/29/23

ROOM(S)	NO.	TYPE	MANUF.	MODEL NUMBER	FINISH/COLOR	REMARKS
---------	-----	------	--------	--------------	--------------	---------

2. See *Interior Elevations* for locations of fixtures. Locations of all fixtures shall be reviewed with and approved by the Architect prior to installation.
3. All plumbing accessories shall be provided by the Owner and installed by the General Contractor. General Contractor to provide blocking in all walls that will require the installation of plumbing accessories during rough carpentry phase of the work.
4. Plumbing and mechanical requirements to be coordinated with cabinetry by General Contractor.
5. General contractor to provide submittal sheets for fixtures for Architect's approval.